

Bond-Rite® EZ

Portable Static Bonding Assembly



Online Enquiry >



Bond-Rite EZ



The Bond-Rite EZ is a flexible device that bonds two conductive metal objects at risk of static charge accumulation.

When the Bond-Rite EZ establishes a 10 Ohms or less resistance between both conductive objects the green LED indicator illuminates, pulsing continuously.

Once connected the Bond-Rite EZ continuously monitors the resistance between both metal objects.

In addition to bonding, the Bond-Rite EZ can be used by competent electrical personnel to ground objects at risk of electrostatic charging.

In such scenarios, the competent electrical person must be sure that the grounding point, e.g. wall mounted bus-bar, has a verified connection to the general mass of the earth.

The Bond-Rite EZ houses the ground loop monitoring circuit and a bright green LED in a rugged stainless steel enclosure.

10 Ohms loop resistance monitoring based on National, International and Recommended Practices*.

Once the process is complete and any interconnecting pipework has been removed, to avoid damage/injury, the clamp should be carefully removed and placed on the appropriate stowage point.

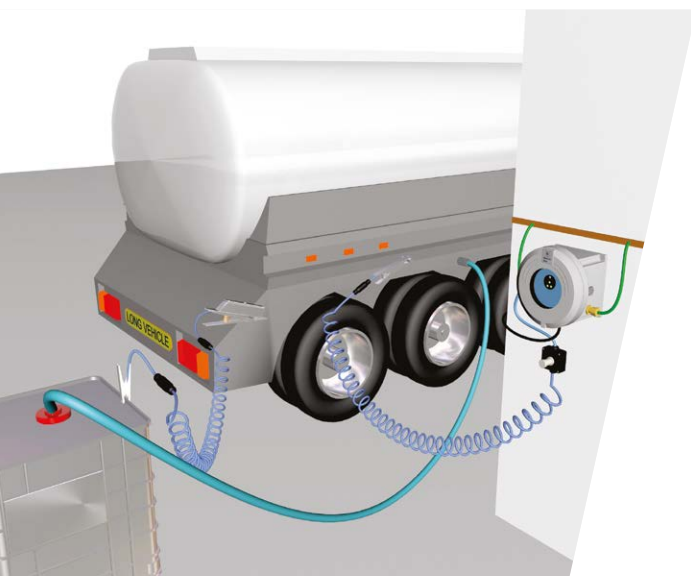
*IEC TS 60079-32-1

“Explosive atmospheres: Electrostatic hazards, guidance”

*NFPA 77

“Recommended Practice on Static Electricity”

* Always check for and read the latest version of the International Standards, Guidance and/or Recommended Practices.




Example of grounded truck bonded to IBC

Bond-Rite® EZ

Features and Benefits

- Monitors the loop resistance between conductive metal objects of 10 Ohms or less based on International Standards and Recommended Practices.
- Designed for long lifetime use the **Stainless Steel clamp body** is mechanically robust and designed for use in heavy duty industrial environments - resistant to chemical attack and environmental corrosion.
- Aided by powerful spring action, **tungsten carbide teeth** support the penetration of product deposits and coatings to establish a 10 Ohms or less connection to the conductive base metal.
- **In-line quick connectors** allow flexible interchangeability of different clamp sizes and cable lengths - useful for storing and replacing clamps and cables.
- **Certified intrinsically safe circuit** permits the **Bond-Rite® EZ** to be used in the most hazardous gas, vapour and dust atmospheres.



Bond-Rite EZ
with large heavy duty clamp and 5m of Cen-Stat™
protected cable. Also available with standard size
heavy duty clamp.

In-Line Quick Connect

Tungsten Carbide Teeth

Equipment Options

Grounding Clamps and Cable Length Options

Equipment specifiers can order the Bond-Rite EZ with grounding clamps (VESX45-IP, VESX50-IP or VESX90-IP) and 2-pole Cen-Stat cable on standard spiral lengths of 3 m (10 ft), 5 m (16 ft) and 10 m (32 ft) of cable.

The spiral cable retracts when the clamp is not in use, ensuring the cable is neatly stowed and safely out of the way.



VESX45-IP



VESX90-IP



VESX50-IP

Universal Resistance Tester (URT)

The URT is designed to provide users of Newson Gale **Bond-Rite®** static grounding systems with a means of testing the permissive resistance range on a regular basis.

The easy to use tester consists of a pair of rotary switches that enable a competent electrical person to check the resistance level at which the grounding system should be working and conduct a PASS / FAIL test at the required setting.



Technical Specification

Ingress Protection	IP64
Ambient Temperature Range	-40°C to +60°C (-40°F to + 140°F)
Monitored Loop Resistance	Nominally $\leq 10 \Omega$ ($\pm 10\%$)
Indicator Lamp LED	1 Green
Clamp Dimensions	Length: 240mm Width: 34 mm


Hazardous Area Certification

Europe / International:


IECEX

Ex ia IIC T4 Ga
Ex ia IIIC T135°C Da
Ta = -40°C to +60°C
IECEX EXV 19.0058
IECEX Certifying Body: ExVeritas

ATEX

 II 1 G
II 1 D
Ex ia IIC T4 Ga
Ex ia IIIC T135°C Da
Ta = -40°C to +60°C
ExVeritas 19ATEX0543
ATEX Notified Body: ExVeritas

UKCA Ex

 II 1 G
II 1 D
Ex ia IIC T4 Ga
Ex ia IIIC T135°C Da
Ta = -40°C to +60°C
ExVeritas 21UKEX0834
UKCA Ex Approved Body: ExVeritas

CCC

Ex ia IIC T4 Ga
Ex iaD 20 T135°C
2021312309000480
Approved Body: CNEX

KCs (Gas)

Ex ia IIC T4 Ga
Ta = -40°C to +60°C
22-AV4BO-0296X
Approved Body: KOSHA

KCs (Dust)

Ex ia IIIC T135°C Da
Ta = -40°C to +60°C
22-AV4BO-0297X
Approved Body: KOSHA

North America Version Available:

NEC 500 / CEC (Class & Division)

Intrinsically safe equipment Exia for use in:
Class I, Div. 1, Groups A, B, C, D.
Class II, Div. 1, Groups E, F, G.
Class III, Div. 1.
Ta = -40°F to +140°F
OSHA recognised NRTL: CSA

Copyright Notice

The website and its content is copyright of Newson Gale Ltd © 2020. All rights reserved.

Any redistribution or reproduction of part or all of the contents in any form is prohibited other than the following:

- you may print or download to a local hard disk extracts for your personal and noncommercial use only
- you may copy the content to individual third parties for their personal use, but only if you acknowledge the website as the source of the material

You may not, except with our express written permission, distribute or commercially exploit the content. Nor may you transmit it or store it in any other website or other form of electronic retrieval system.

Right to change

This document provides general information only and may be subject to change at any time without notice. All information, representations, links or other messages may be changed by Newson Gale at any time without prior notice or explanation.

Newson Gale is not obliged to remove any outdated information from its content or to expressly mark it as being outdated. Please seek the advice of professionals as necessary regarding the evaluation of any content.

Disclaimer of liability

The information provided in this Datasheet is provided by Newson Gale without any representations or warranties, expressed or implied, as to its accuracy or completeness. The liability of Newson Gale for any expenses, losses or actions incurred whatsoever by the recipient as a result of the use of this Datasheet shall be excluded.

Leading the way in hazardous area static control



www.newson-gale.com

4/4

United Kingdom
Newson Gale Ltd
Omega House
Private Road 8
Colwick, Nottingham
NG4 2JX, UK
+44 (0)115 940 7500
groundit@newson-gale.co.uk

United States
IEP Technologies LLC
417-1 South Street
Marlborough, MA 01752
USA
+1 732 961 7610
groundit@newson-gale.com

Deutschland
IEP Technologies GmbH
Kaiserswerther Str. 85C
40878 Ratingen
Germany
+49 (0)2102 58890
erdung@newson-gale.de