

V-CG-SLI 700

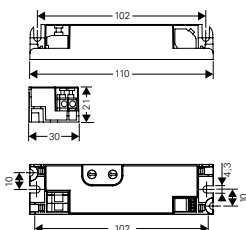
LED supply- and monitoring module



V-CG-SLI 700



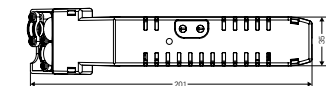
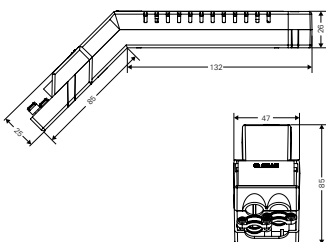
Dimensions in mm



Module housing



Dimensions in mm



V-CG-SLI 700

- Safe fault identification even if one LED fails (SLI-Technology*)
- Suitable for operation at cold ambient conditions down to -40°C , e.g. in cold storage facilities
- Low operating costs due to decreased standby losses $< 0.5\text{ W}$
- Minimized dimensions on the basis of conventional T5 EVG cross section (H x W: 21 x 30 mm) for an eased mounting in narrow luminaires
- Without protective conductor connection. For the use in luminaires with insulation class I or II
- Variable mounting possibilities for different mounting positions (horizontal or sidewise upright)
- Avoidance of installation failures due to a mains connection being protected against polarity reversal
- Shortened inspection effort due to the CEWA GUARD- and STAR+-Technology: Automatic function monitoring of up to 20 luminaires per circuit
- Reduced installation costs due to STAR-Technology: Freely programmable mixed operation of the switching modes per luminaire in one circuit
- Reduced installation expenditures as no additional data line to the luminaires is needed

Primary side (data valid for full load with 3 LEDs)

Rated voltage ranges	220- 240 V, 50/60 Hz / 176- 275 V DC
Standby power loss	$< 0.5\text{ W}$ (230 V / 50 Hz)
Current consumption 220 V DC	43 mA
Power input	10.9 VA / 9.5 W
Power factor λ	0.88
Inrush current	$\leq 3.0\text{ A}$
Operating frequency	30 kHz- 450 kHz
Connection terminals	Clamp terminals 2.5 mm^2 / reverse-polarity protected

Secondary side

Output current	700 mA +/- 10%
Output voltage	30 V DC (open-circuit operation) +/- 10%
Output voltage in operation	11.0 V +/- 10% (3 LEDs)
Lamp load	1-3 LEDs (rated current 700 mA), series connection (UF = 2.85 ... 3.67 V)
Output power (max.)	8.05 W
Connection terminals	1.5 mm^2 / not reverse-polarity protected
Maximum line length	0.5 m (module – LED)
Type of mounting	To be mounted in luminaires with protection category I or II
Degree of protection	IP20
Permissible ambient temperature	$t_a = -40^{\circ}\text{C}$ to $+50^{\circ}\text{C}$
Maximal permissible test point temperature	$t_c = 70^{\circ}\text{C}$
Dimensions in mm (L x H x W)	110 x 30 x 21
Housing material / Colour	Flame retardant polycarbonate / grey
Weight	0.042 kg
Luminous flux Φ_E/Φ_N at the end of rated operating time (EBLF)	100 %

Ordering details

Scope of supply	Order No.
V-CG-SLI 700	40071355262
Module housing with strain relief	40071352765

*SLI-Technology = Single LED monitoring Intelligence